






# Reception Junior Infant Card

Numeracy Theme: Money

Words to use: how much, cost, euro, cent, coins, buy

Singing songs and reciting nursery rhymes supports children to learn new words and have fun while learning about money.  
Try an activity each day and sing a song with your child.

How much is this coin worth?

Monday	Tuesday	Wednesday	Thursday	Friday
				

# Reception Junior Infant Card

Words to use: how much, cost, euro, cent, coins, buy

Monday	Tuesday	Wednesday	Thursday	Friday
 <p><b>Hot Cross Buns</b></p> <p>Hot cross buns ! Hot cross buns!</p> <p>One cent, two cents. Hot cross buns!</p> <p>Hot cross buns ! Hot cross buns!</p> <p>If ye have no daughters, Give them to your sons</p>	 <p><b>The Owl and the Pussy-Cat</b></p> <p>The Owl and the Pussy-cat went to sea In a beautiful pea-green boat They took some honey, and plenty of money, Wrapped up in a five-euro note.</p> <p>The Owl looked up to the stars above, And sang to a small guitar, "O lovely cat! O cat, my love, What a beautiful Pussy Cat you are, You are!</p> <p>What a beautiful Pussy-cat you are!"</p>	 <p><b>Sing a Song of Six Cent</b></p> <p>Sing a song of six cents, A pocketful of rye; Four and twenty blackbirds, Baked in a pie.</p> <p>When the pie was opened, The birds began to sing; Wasn't that a dainty dish, To put before the king?</p> <p>The king was in the counting-house, Counting out his money; The queen was in the parlour, Eating bread and honey.</p> <p>The maid was in the garden, Hanging out the clothes; When down came a blackbird, And bit her on the nose.</p>	 <p><b>10 Shiny coins</b></p> <p>10 shiny coins in my money box today, 10 shiny coins in my money box today, I had a cake and an ice-cream and then I had to pay. And there are 8 shiny coins in my money box today.</p> <p>8 shiny coins in my money box today, 8 shiny coins in my money box today, I saw a paint box, a pen and then I had to pay. And there are 6 shiny coins in my money box today.</p> <p>6 shiny coins in my money box today, 6 shiny coins in my money box today, I saw a yo-yo, a ball and then I had to pay. And there are 4 shiny coins in my money box today.</p> <p>4 shiny coins in my money box today, 4 shiny coins in my money box today, I saw a comic and a book and then I had to pay. And there are 2 shiny coins in my money box today.</p> <p>2 shiny coins in my money box today, 2 shiny coins in my money box today, I saw some stickers, a notebook and then I had to pay. And there are no shiny coins in my money box today.</p>	 <p><b>How much is the Doggy in the Window?</b></p> <p>How much is that doggy in the window?</p> <p>The one with the waggley tail How Much is That Doggy in the Window?</p> <p>I do hope that doggy's for sale. How much is that ... (turtle, parrot, gecko, koala, etc)</p>

## Tips for supporting children's learning through play:

**Planning Time:** Ask your child what game 'will we play' ie, shop, restaurant, post office. What do we need? Where will we set up?

Encourage your child to make money by drawing on paper and use the paper to pay in the shop.

Allow your child set up the game and be in charge. Your role is to follow their lead.

Words to use while your child is playing the game are how much, cost, euro, cent, coins, buy.

Using these words will help your child to learn valuable numeracy language which will support them to learn about money while they are having fun.

Ending the game, give your child a ten-minute warning that the game is going to finish.